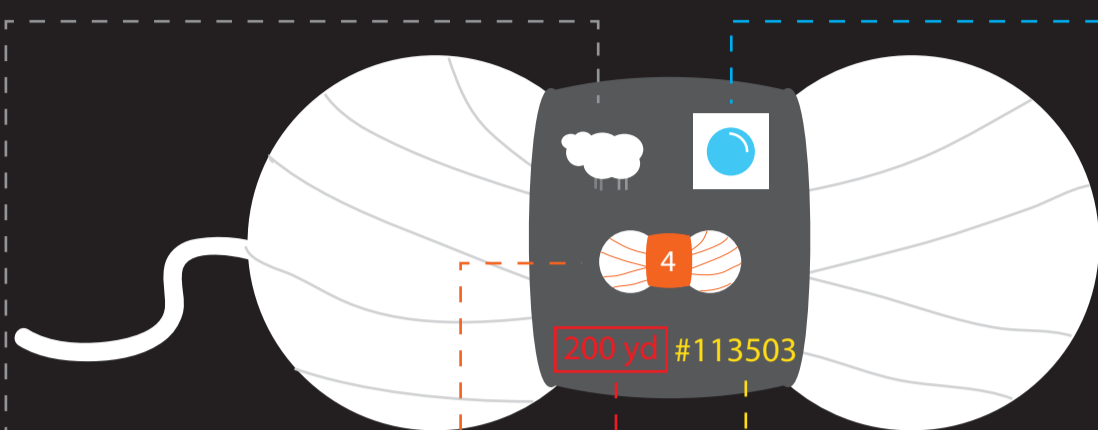


BUYING YOUR 1st BALL* OF YARN

*or skein, or hank, or cone

Look at that ball band...

(you know, the wrapper thingamajig)



FIBER CONTENT

The fiber will determine the stretch, durability, feel, and drape of your finished object

Find more info on the best fiber for your project below

YARN WEIGHT

- 0 - Lace
- 1 - Super Fine
- 2 - Fine
- 3 - Light
- 4 - **Medium**
(a great starter yarn)
- 5 - Bulky
- 6 - Super Bulky

YARDAGE

Total Yards Needed

(In Pattern)

÷

Yards in Ball



CARE

INSTRUCTIONS

Some yarns may need to be hand-washed to prevent pilling, felting, or other damage

LOT

Matching lot #s mean your skeins were dyed in the same vat. Buy all the yarn you'll need for a project from the same lot # to avoid noticeable color variations

Whatcha Making?



The most important thing is to buy a yarn you will want to work with until your project is completed. Check your pattern for suggested brands, or pick a yarn of the suggested weight and fiber for the best results.

HATS & ARMWARMERS

- Yarns with some give ensure a better fit and a cozy, snug finished product
- Look for **washable wool, a cotton/acrylic blend, or yarns with a small amount of elastic or spandex**

They will give a little stretch without getting bent out of shape

- Try **solid colors or yarns with gradual color changes, tones of a single color, or self-striping yarns**
- Avoid 100% cotton yarns: their weight and give may result in a mishapen, stretched items




BLANKETS

- You can turn any yarn into a blanket, but generally you'll want to use **yarns without too much give** so the blanket doesn't stretch when washed or hung
- Keep in mind that you'll need a lot of yarn, so **consider the skeins yardage and cost** carefully
- A **lighter worsted weight yarn** makes a beautiful blanket for adults or babies (with non-pastel color options)
- For newborn blankets, **consider machine washable yarns** to make it the new parents' favorite

SCARVES & COWLS

- A great opportunity to try **novelty yarns** - although they take a little extra work, they look great and hide mistakes
- **Bamboo and silk yarns** are perfect for fall and spring scarves
- **Hold the yarn against your neck** (don't worry, no one is looking): Does it feel soft and cozy? Rough and heavy? You're going to put a lot of work into this project, so pick something absolutely dreamy
- Look for a yarn with **long, gradual color changes or tones of a single color**
- Choosing more than one yarn for a striping effect is great, but remember that you will need to **weave in all those ends**

WASHCLOTHS & POTHOLDERS



- A great project to try **variegated yarn**
- Use **100% cotton yarns** (those short balls lined up in a variety of colors)
- Synthetic yarns may burn or melt

YARNBOMBING

Which one's the cheapest? That one!
Inexpensive acrylic yarns work well - they hold up to the elements and come in a variety of **bright, fun colors**.

